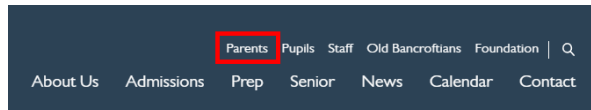


Logging in to the cloud hosted Prep VLE (Firefly)

Please set up your password and log in to see information about your children at school.

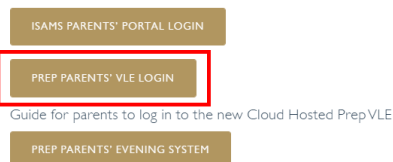
Resetting the password on your account

1. In your browser, go to the [Parent Portal address](#) or visit the School web site, click on Parents top right

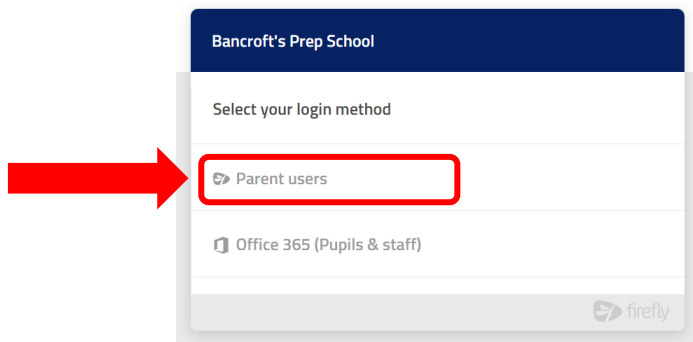


and then the 'Prep Parents VLE Logon button.

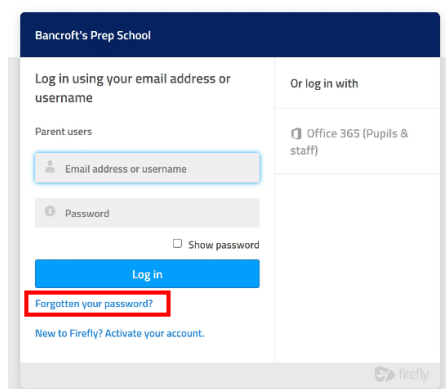
Parents



2. You will arrive at the Login choice page. Please click **Parent users**.

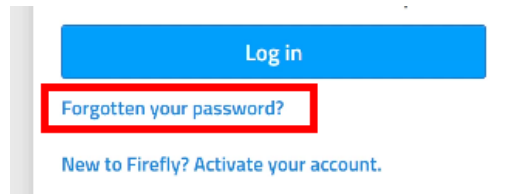


which will take you to the login screen.



3. You will need to create a new password for your existing Parents account (unfortunately it was not technically possible to migrate passwords from the old system to the new one).

Please click the 'Forgotten your password' link under the blue 'Log in' button.



4. In the dialog that appears please enter the email address you have registered for communication from the School
5. An email is sent to your iSams registered email account which contains a password reset link. Please click this link, enter your new password (it can be the same as the old one), and confirm this password in the second box and then click OK.

Please make sure to check your spam filters if you don't find it in your inbox.

6. You can now go back to the [Parent login page](#), and use your email address as the user name and your new password to log in.

Apps to use with Firefly

Your child can also use the Firefly for Students app ([Apple](#) / [Android](#)) for their mobile device. The first time the app is run you will be prompted for a school code. This is **BANCROFTSPREP**. You then login with your username (six digits) and your usual password.

There is also a Parents app available ([Apple](#) / [Android](#)) which uses the same school code. As a parent you login with your iSams registered email address and the password you created (see above).